

Albilad Saudi Sovereign Sukuk ETF

1st Quarter, 2025



The Objective of the Fund

Albilad Saudi Sovereign Sukuk ETF seeks to simulate the performance of Albilad IdealRatings Saudi sovereign Sukuk index, which includes Saudi Riyals denominated Sukuk, listed in the Saudi Stock Main Market (Tadawul), with a maturity of 3 months or more and linked to a market maker. The fund will also seek to distribute monthly dividends to unit holders.

Fund Information as Follows

Fund Start Date: 21 August 2019

Unit Price Upon Offering: 10 SAR

Size of the Fund: 68,317,792 SAR

Type of the Fund: ETF

Currency of the Fund: Saudi Riyal

Level of Risk: Low to Medium

Benchmark: Albilad IdealRating Saudi Domestic Sovereign Sukuk Index

Number of Distributions (If any): Monthly

Percentage of Fees for the Management of the Invested Fund (If any):-

The Investment Advisor and Fund Sub-Manager (If any): -


The Number of Days of the Weighted Average (If any): -

Details of the Fund's Ownership Investments

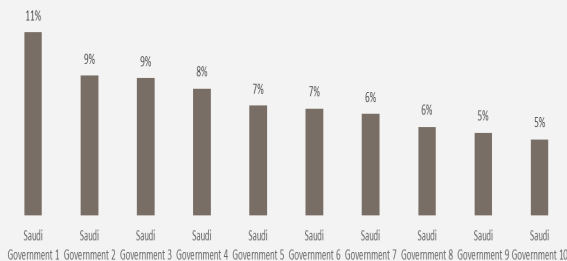
Full Ownership: 100%

Usufruct Right: 0.00%

A Graph Indicating the Fund's Asset Distribution (Sector/Geographic)



A Graph Indicating the Top 10 Investments of the Fund



Contact Information as Follows

Phone Number: 920003636

Website: www.albilad-capital.com

Email: clientservices@albilad-capital.com

Revenue

	3 Months (End current quarter)	YTD	One Year	3 Years	5 Years
Fund Performance	1.20%	1.20%	2.69%	-9.06%	-
Benchmark Performance	-0.09%	-0.09%	2.77%	-8.03%	-
Performance Difference	1.29%	1.29%	-0.08%	-1.03%	-

Yearly Fund Performance

	YTD	2024	2023	2022	2021	2020
Fund	1.20%	-1.95%	-2.13%	-9.29%	-5.10%	0.43%
Benchmark	-0.09%	-0.41%	-0.88%	-10.16%	-3.67%	3.19%
Difference	1.29%	-1.55%	-1.26%	0.90%	-1.43%	-2.76%

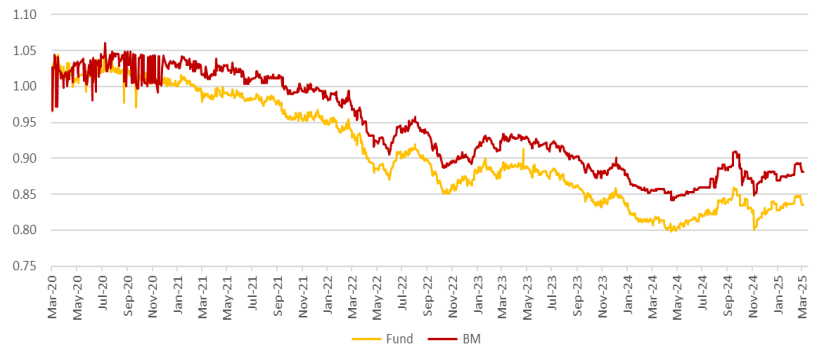
Cash Distributions

	YTD	2024	2023	2022	2021	2020
Fund	1.26%	3.57%	3.27%	3.28%	3.06%	2.67%

Performance and Risks

Performance and risk standards	3 Months (End current quarter)	YTD	One Year	3Years	5 Years
Standard Deviation	5.20%	5.20%	6.88%	6.88%	-
Sharp Indicator	-0.08	-0.08	-0.48	-1.26	-
Tracking Error	4.58%	4.58%	6.66%	5.93%	-
Beta	0.61	0.61	0.53	0.66	-
Alpha	3.04%	3.04%	-1.61%	-3.17%	-
Information Index	1.15	1.15	-0.01	-0.06	-

A Graph Indicating the Performance of the Fund Since Its Beginning



Price Information as of the End of the Relevant Quarter (March/2025)

	Value
Unit Price (as at the end of the Relevant Quarter)	8.3978 Saudi Riyals
Change in Unit Price (Compared to the previous Quarter)	1.20%
Dual Unit Price for Money Market Funds, and Debt Instruments Funds with Fixed Income (If any)	-
Total Units of the Fund	8,100,000 Units
Total Net Assets	68,022,571 Saudi Riyals
(P/E) Ratio (If any)	-

Fund Information as of the End of the Relevant Quarter (March/2025)

	Value	%
Total Expense Ratio (TER)	46,603	0.7% (From the average of the net asset value)
Borrowing Percentage (if any)	-	0.00% (From the total of the net asset value)
Dealing Expenses	-	0.00% (From the average of the net asset value)
Investment of the fund manager (If any)	-	0.00% (From the net asset of the fund)
Distributed Profits	907,572.95	1.26% (From the average of the net asset value)



Disclaimer: Past performance of the fund is no guide to future performance and the value of investments and income from them can fall as well as rise. Where included, benchmark and index data included in this document are provided for illustrative purposes only To ensure proper understanding of the product and its suitability to the investor's risk profile, it is strongly recommend that the investor read the agreement and the terms and conditions of the fund. All rights reserved to Albilad Investment Company 2025© . (Commercial Registration No. 1010240489) dated 10/07/2017 G, 10/16/1438 H, and is regulated by Saudi Arabia's Capital Market Authority (license No. 08100-37) dated 01/08/1428H 14/08/2007